



**Switzerland.**  
by train, bus and boat.

# Reservations Info

## Bernina Express 2019.

Valid from **09.12.2018**

mystsnet.com

**Timetable winter** (from 9 December 2018 to 10 May 2019 and 28 October to 14 December 2019)

Chur/St. Moritz–Tirano–Lugano			
<b>Train</b>		<b>951</b>	<b>975<sup>1)</sup></b>
Chur	dp	08.32	
St. Moritz	dp		15.11
Tirano	arr	12.49	17.32
<b>Bus 5951<sup>2)</sup></b>			
Tirano	dp	14.20	
Lugano	arr	17.30	

Lugano–Tirano–St. Moritz/Chur			
<b>Bus 5950<sup>2)</sup></b>			
Lugano	dp	10.00	
Tirano	arr	13.00	
<b>Train</b>			
		<b>976<sup>1)</sup></b>	<b>950</b>
Tirano	dp	10.07	14.25
St. Moritz	dp	12.36	
Chur	arr		18.19

**Timetable summer** (from 11 May to 27 October 2019)

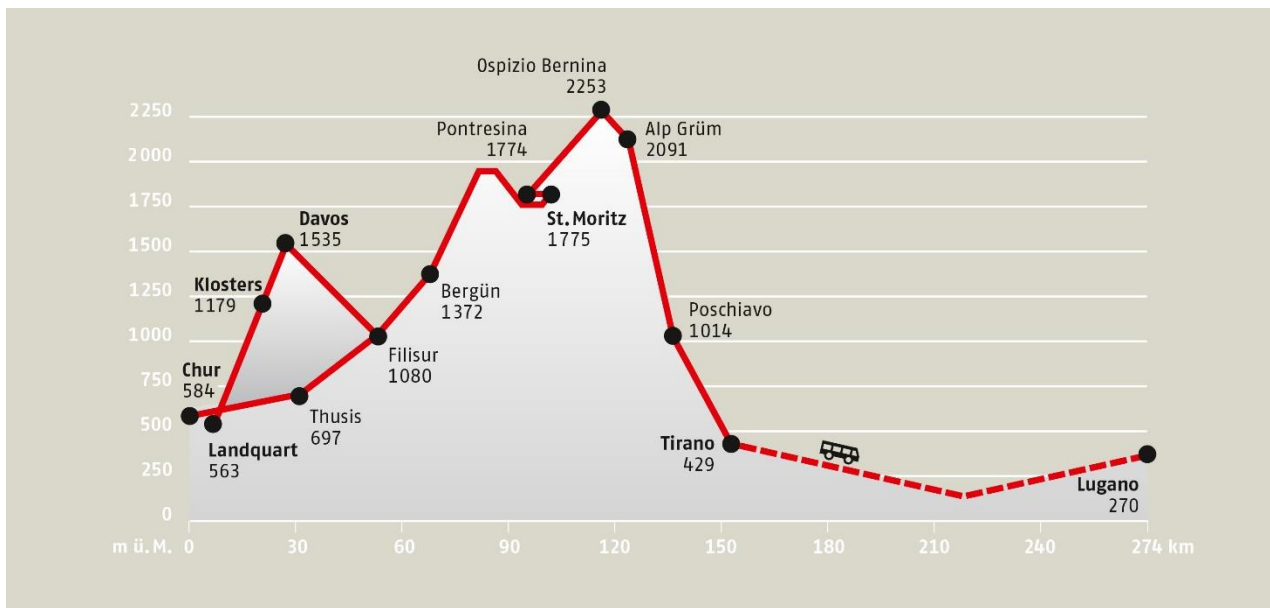
Chur/Landquart/Davos/St. Moritz–Tirano–Lugano					
<b>Train</b>		<b>973</b>	<b>951</b>	<b>961</b>	<b>975</b>
Chur	dp		08.32		
Landquart	dp			08.37	
Davos Platz	dp			09.51	
St. Moritz	dp	09.39			15.11
Tirano	arr	12.00	12.49	13.33	17.32
<b>Bus 5951<sup>2)</sup></b>					
Tirano	dp			14.20	
Lugano	arr			17.30	

Lugano–Tirano–St. Moritz/Davos/Landquart/Chur					
<b>Bus 5950<sup>2)</sup></b>					
Lugano	dp		10.00		
Tirano	arr		13.00		
<b>Train</b>					
		<b>976</b>	<b>974</b>	<b>950</b>	<b>960</b>
Tirano	dp	10.07	14.07	14.25	15.13
St. Moritz	arr	12.36	16.19		
Davos Platz	arr				18.47
Landquart	arr				20.13
Chur	Arr			18.19	

<sup>1)</sup> 26 Dec 2018 to 6 Jan 2019, 19 Apr to 3 Nov 2019, 7 to 8 Dec 2019

<sup>2)</sup> Thursdays to Sundays from 21 Feb to 21 Apr 2019 and 31 Oct to 24 Nov 2019, daily from 22 Apr to 27 Oct 2019

## Altitude profile



## Surcharge Bernina Express

Season	2nd class	1st class	Bus
	CHF	CHF	CHF
Low season 9 Dec 2018 – 1 Mar 2019 28 Oct 2019 – 14 Dec 2019	10	10	10
Shoulder season 2 Mar 2019 – 31 May 2019 30 Sept 2019 – 27 Oct 2019	14	14	14
High season 1 Jun – 29 Sept 2019	16	16	16

- Seat reservation is obligatory.
- For train and bus you need a separate reservation.
- 1st and 2nd class travel in observation-car trains possible.
- You can also book sections of the line.
- Passengers wishing to cross the Italian border must hold a valid passport or equivalent.
- The listed surcharges must always be added to the respective fare. Surcharges are payable in full by all travellers – also by children and holders of reduced-price tickets. Children under six years, for whom a seat is not required, are the exception to this. The holders of all TCV and Eurail tickets, as well as Swiss Travel System passes, must also pay the surcharge.

## Seat reservation

### Bookings for individual travellers (FIT) (1 – 9 people):

- Seat reservation incl. surcharge via Railticketing.

### Bookings for groups (10 or more people):

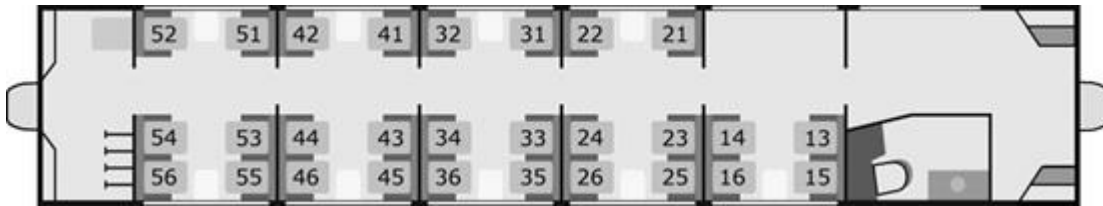
- Seat reservation via Railservice Rhätische Bahn (not via Railticketing),  
Tel +41 (0)81 288 63 26, reservation@rhb.ch, berninaexpress.ch.

## Car compositions & Class system

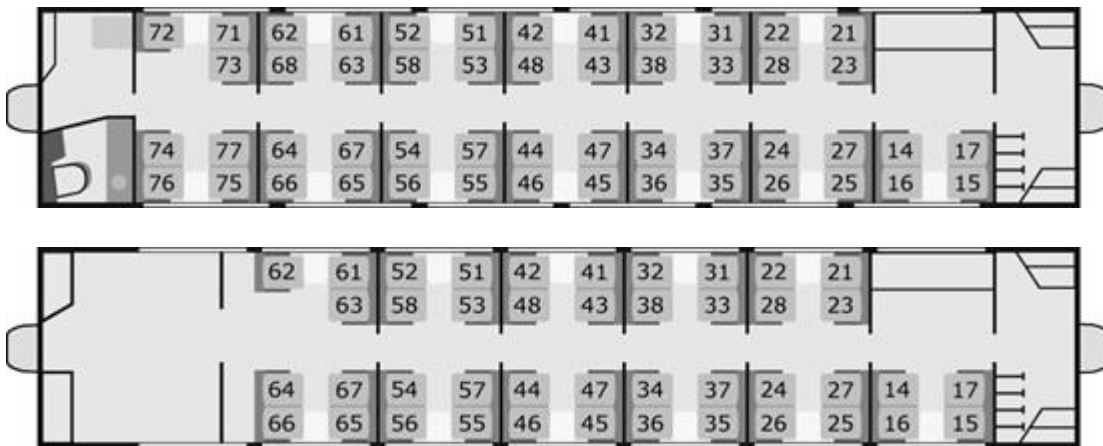
### Panoramic car

The panoramic cars of the Bernina Express offer a travel experience in a class of its own. The large panoramic windows give passengers the feeling they could almost reach out and touch the viaducts, gorges, glaciers and mountains. The panoramic cars are air-conditioned and offer first-class travel comfort. The light-filled coaches, the unique landscape and the personal service all stay in the memory for a long time.

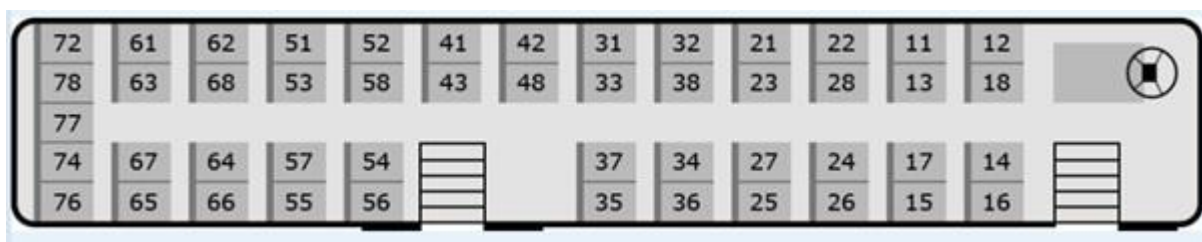
Bernina Express (panoramic car) 1st class



Bernina Express (panoramic car) 2nd class



Bernina Express Bus 2nd class



## **On board services**

### **Dining on the move & Railbar**

Fine regional specialities make the trip on the Bernina Express a culinary experience. Warm and cold drinks, snacks and souvenirs are available from the Railbar. The on-board personnel will serve the local delicacies directly at the seat. Guests will spend lunchtime in Poschiavo, Le Prese or Tirano. There are a number of restaurants close to each of the stations.

Surprise packages: Whether it's a birthday, wedding anniversary or simply a surprise gift – packages can be booked to suit any occasion and include a range of exquisite Graubünden products. Bookings must be made at least 72 hours prior to departure. For booking and more information: [rhb.ch/ueberraschung-im-zug](http://rhb.ch/ueberraschung-im-zug)

### **Information on the route via loudspeaker**

To ensure passengers are informed of highlights along the route, guests will receive information in several languages via loudspeaker.

### **Travel guide**

Every passenger will receive a brochure containing useful and interesting information on the surrounding area and route of the Bernina Express. The Travel Guide is available in several languages (German / English / French / Italian) and is included in the surcharge. 'Passenger bonuses' are also available in the Travel Guide in the form of vouchers which can be redeemed at the final destinations St. Moritz, Poschiavo or Tirano.

### **InfoT(r)ainment**

The digital travel companion with audio guide provides riveting information and stories about the Bernina Express and the UNESCO World Heritage directly on your own smartphone / tablet. The InfoT(r)ainment is available in several languages (German / English / Italian / French / Japanese / Chinese) and is available free of charge in the panoramic cars in 1st and 2nd class. Guests do not need mobile data thanks to the internal network. [rhb.ch/infotrainment](http://rhb.ch/infotrainment)

### **Souvenirs**

A journey on the Bernina Express will remain a living memory even back home thanks to a range of unique souvenirs. Whether it's a soft and cuddly ibex, a handmade grappa glass or the finest chocolate, passengers can purchase selected items straight from the Railbar. [rhb.ch/souvenirs](http://rhb.ch/souvenirs)

### **Certificate**

Want to surprise your guests? At the stations Chur, St. Moritz, Davos, Poschiavo and Tirano you will receive a free Bernina Express certificate which states that guests have travelled aboard the Bernina Express 2,253 metres above sea level.

### **On-board library in 1st class**

Passengers in 1st class can benefit from an additional form of free entertainment: the on-board library offers travellers the opportunity to lend a range of inspiring and informative books about the Bernina Express.

## Bernina Express via Railticketing

### Individual travellers

- Seat reservation incl. surcharge via Railticketing.
- Issue ticket via Railticketing.

### Checklist for issuing reservation/surcharge via Railticketing–Reservation

#### Screen 1:

Railticketing **Reservation** Sales Info User Print Timetable Helpdesk Help Info Logout

Menu C. Bachofner OMTEST1

**Seat** Dossier

Couchette berth Customer language English

Sleeping car berth

Meal at seat

#### Screen 2:

Railticketing **Reservation** Sales Info User Print Timetable Helpdesk Help Info Logout

Seat reservation C. Bachofner OMTEST1

Valid from 16.10.2015 Dossier

Class 1st class Customer language English

No. of seats 2 Payment method Cash

**Placement request** 2 Window 0 Middle  
0 Aisle 0 Single seat

➔ **Specific place**

➔ **Adjacent place**

Departure station Chur

Destination Tirano

Train number 951

Compartment type 00 No special request

Smoking Non-smoking

Nombre of/ Tariff code 1 0 / 00 Normal

Nombre of/ Tariff code 2 0 / 00 Normal

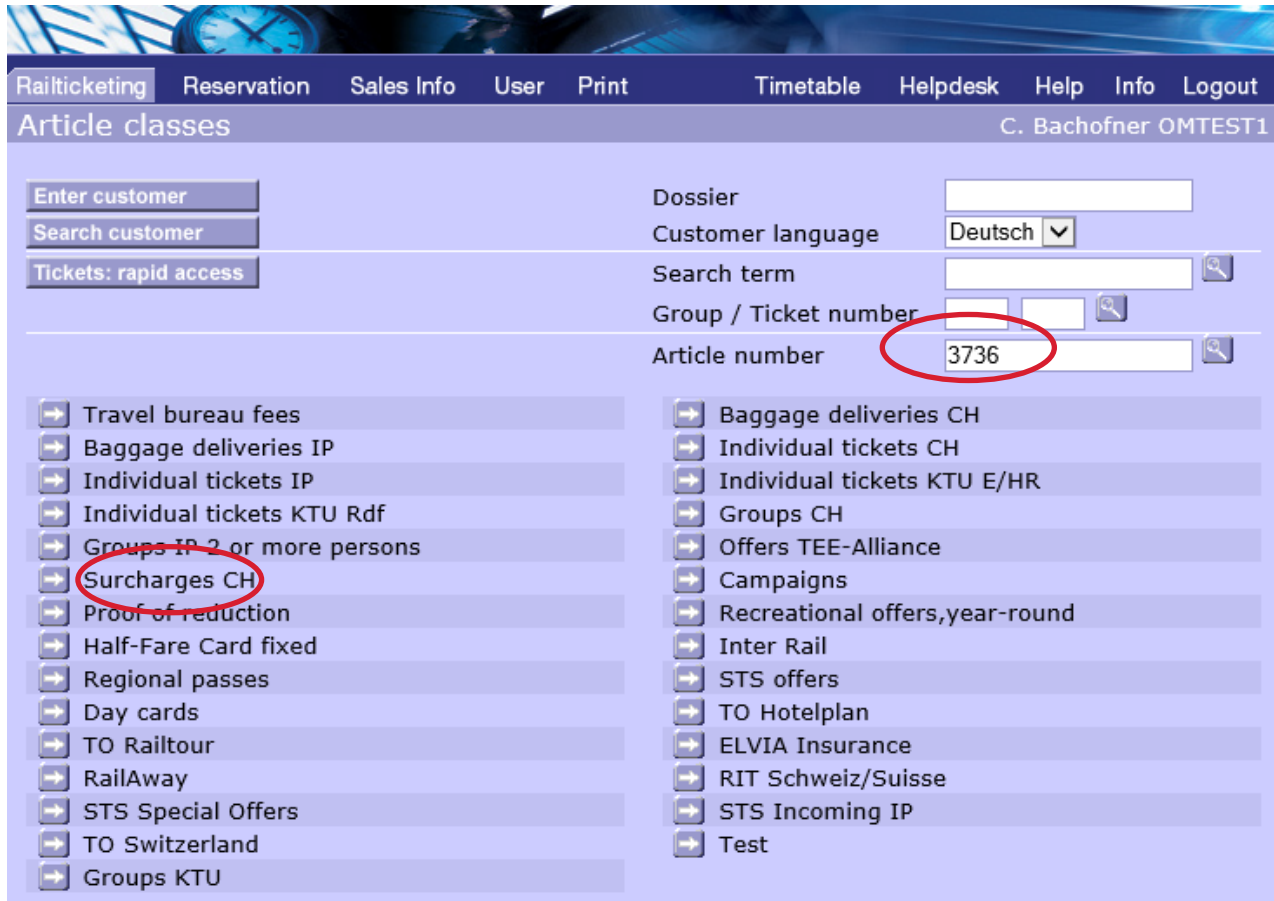
Screen «Seat reservation»	Your entry
Valid from	Enter date
Class	Select class
No. of seats	Enter
Placement request	Enter, for instance window
Departure station / Destination	Enter in accordance with timetable
Train number	Enter in accordance with timetable
Smoking	Only Non-smoking possible

**Groups of 10 or more**

- Seat reservation via Rhätischen Bahn (not via Railticketing, see page 2).
- Issue surcharge for the Bernina Express via Railticketing.
- Issue group ticket via Railticketing.

**Checklist for issuing surcharge for groups via Railticketing**

**Screen 1:**



Version 1	Fill in the article number ( <b>3736</b> for train, <b>3734</b> for bus) in the specified field. Go on directly with screen 3.
Version 2	Choose article class 'Surcharges CH'. Go on with screen 2.

**Screen 2:** no picture

Screen «Article»	Your entry
RhB Bernina-Express Zuschlag Gruppen	Select

**Screen 3:**

Screen «RhB Bernina-Express Zuschlag Gruppen»	Your entry
Valid from	Enter date
→ Remaining fields no entry necessary	
Enter group	Select

**Screen 4:**

Screen «RhB Bernina-Express Zuschlag Gruppen»	Your entry
Group name, Group leader, Number of persons	Enter data, 2x OK

Screen 5:

<a href="#">Railticketing</a> <a href="#">Reservation</a> <a href="#">Sales Info</a> <a href="#">User</a> <a href="#">Print</a> <a href="#">Timetable</a> <a href="#">Helpdesk</a> <a href="#">Help</a> <a href="#">Info</a> <a href="#">Logout</a>			
3736 RhB Bernina-Express Zuschlag Gruppen			C. Bachofner OMTEST1
Valid from	15.10.2015	Dossier	
Class	No choice	Customer language	Deutsch
No. of persons	17	No. of units	
Ticket number			
Name		First name	
Passport/ID number		Country	
<b>Selection</b>			
<b>Strecke: 1</b>			
<input type="checkbox"/>	CHUR -- TIRANO		
<input type="checkbox"/>	DAVOS PLATZ -- TIRANO		
<input type="checkbox"/>	ST.MORITZ -- TIRANO		
<input type="checkbox"/>	TIRANO -- CHUR		
<input type="checkbox"/>	TIRANO -- DAVOS PLATZ		
<input type="checkbox"/>	TIRANO -- ST.MORITZ		

Screen «RhB Bernina-Express Zuschlag Gruppen»	Your entry
Strecke (route)	Select

→ Issue the control marks and fill in the numbers on the ticket «Teilnehmerkontrolle», hand everything over to customer.

→ The surcharge **does not include the seat reservation**. This has to be made at Rhätischen Bahn (see page 2).

Specimen «Teilnehmerkontrolle»:

TEILNEHMERKONTROLLE			
CONTROLE DES PARTICIPANTS			
ZU FAHRAUSWEIS 007806			
KONTROLLMARKEN:	.....	/	.....
	.....	/	.....
	.....	/	.....
BESTÄTIGUNGEN:	1.	2.	3.
ZUG:	.....	.....	.....
DATUM:	.....	.....	.....
STRECKE:	.....	.....	.....
(....) ERWACHSENE	.....	.....	.....
DAS ZUGPERSONAL:	.....	.....	.....

As of: 6 March 2019